




PANELS

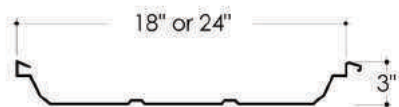


# ARCHITECTURAL METAL PANELS


## Trapezoidal Standing Seam Panel



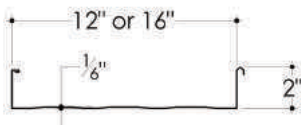
Application: Roof  
Coverage Widths: 18", 24"  
Minimum Slope: 1/4:12  
Gauges: 22, 24  
Panel Attachment: Concealed Fastening System, Low, High, Fixed, Sliding, and Stand-off Clips  
Finishes: Smooth (standard); Embossed (optional)



## Vertical Standing Seam Panel



Application: Roof  
Coverage Widths: 12", 16"  
Minimum Slope: 1/2:12  
Gauges: 24 (standard); 22, 26 (optional)  
Panel Attachment: Concealed Fastening System, Low, High (fixed or floating), Utility (no insulation clearance) Finishes: Smooth Striated (standard); Embossed Striated (optional)



## Architectural Direct Fastened Panel



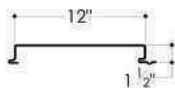
Application: Wall  
Coverage Widths: 36"  
Rib Spacing: 12" on Center  
Rib Height: 1 & 1/8"  
Gauges: 26 (standard); 22, 24, 29 (optional)  
Panel Attachment: Exposed Fastening System  
Finishes: Smooth (standard); Embossed (optional)



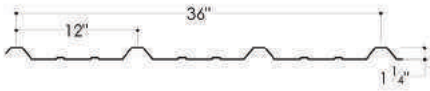

## Concealed Fastener Architectural Panel



Application: Wall, Fascia  
Coverage Widths: 12"  
Gauges: 26 (standard); 22, 20 (optional)  
Panel Attachment: Concealed Fastening System  
Finishes: Smooth (standard); Embossed (optional)

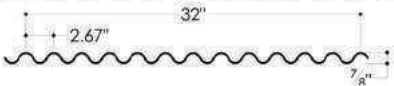



# STANDARD METAL PANELS




## Standard PBR

Application: Wall, Roof, Fascias, Soffit  
Coverage Widths: 36"  
Rib Spacing: 12" on Center  
Rib Height: 1 & 1/4"  
Gauges: 26 (standard); 22, 24, 29 (optional) Minimum Slope: 1/2:12  
Panel Attachment: Exposed Fastening System  
Finishes: Smooth (standard); Embossed (optional)



## Corrugated Standard

Application: Wall, Roof, Fascias, Soffit  
Coverage Widths: 32"  
Rib Spacing: 2.67" on Center  
Rib Height: 7/8"  
Gauges: 26 (standard); 22, 24, 29 (optional) Minimum Slope: 3:12  
Panel Attachment: Exposed Fastening System  
Finishes: Smooth (standard); Embossed (optional)



## Standard Utility

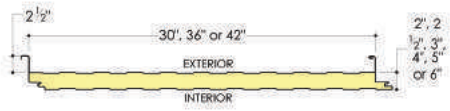
Application: Wall, Roof, Fascias, Soffit  
Coverage Widths: 36"  
Rib Spacing: 6" on Center  
Rib Height: 3/4"  
Gauges: 26 (standard); 22, 24, 29 (optional) Minimum Slope: 1:12  
Panel Attachment: Exposed Fastening System  
Finishes: Smooth (standard); Embossed (optional)

# INSULATED METAL PANELS

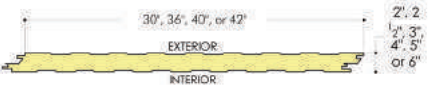

## Vertical Standing Seam



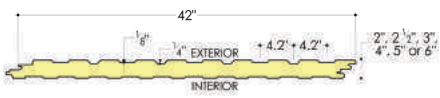

Application: Roof  
Widths: 42" (standard);  
30" 36" (optional)  
Thickness: 2", 2.5", 3", 4", 5", 6"  
Gauges: Exterior: 24, 22;  
Interior: 26, 24, 22  
Panel Attachment:  
Concealed Fastening System  
Length: Recommended max. of 50'



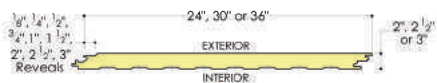

## Basic Fluted



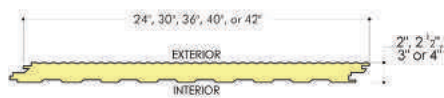

## Enhanced Fluted



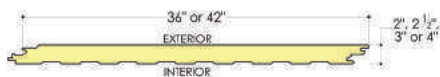

Standard Embossed



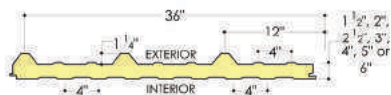
Striated



Textured



Exposed Fastener Utility

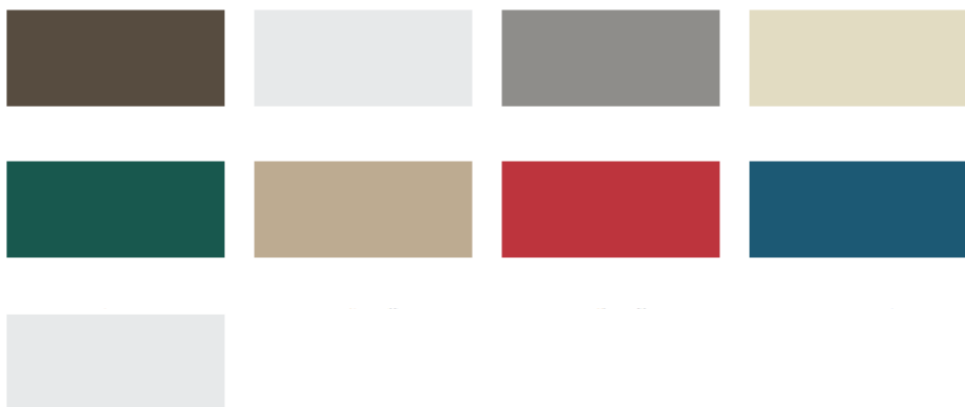


# COLOR CHART

## Standard Colors (Siliconized Polyester Finish)



## Premium Colors (KYNAR Finish)



Custom colors available. Standard 20 year coat warranties.





## Fort Lauderdale

---

6451 North Federal Highway,  
Suite 1202  
Fort Lauderdale, Florida 33308  
T. 1 (800) 2595946  
D. 1 (954) 5904299  
F. 1 (954) 3248303

## Panama

---

International Business Park  
Building 3845, 3rd Floor,  
Unit 301  
Panamá Pacífico, Arraján,  
Panama  
T. (507) 8336940

**1.877.997.8335**  
**[www.alliedbuildings.com](http://www.alliedbuildings.com)**  
**[info@alliedbuildings.com](mailto:info@alliedbuildings.com)**